



Guangxi LiuGong Machinery Co.,Ltd.
No. 1 Liutai Road, Liuzhou, Guangxi.
545007

PR China

T: +86 0772 3886124

E: overseas@liugong.com

www.liugong.com

Like and follow us:



LIUGONG 062017-ENG

The LiuGong series of logos herein, including but not limited to word marks, device marks, letter of alphabet marks and combination marks, as the registered trademarks of Guangxi LiuGong Group Co., Ltd. are used by Guangxi LiuGong Machinery Co., Ltd. with legal permission, and shall not be used without permission. Specifications and designs are subject to change without notice. Illustrations and pictures may include optional equipment and may not include all standard equipment. Equipment and options varies by regional availability.

CLG2050H(LIGHT)
FORKLIFT



TOUGH WORLD. TOUGH EQUIPMENT.

MAXIMIZE YOUR RETURN ON INVESTMENT

LiuGong's **customer-driven** design and **quality-focused** engineering creates lasting value that will deliver to your bottom line.

DEPENDABLE POWER

Unmatched performance driven by the World-Class Engine.

ERGONOMIC

Widen operating space and reasonable design can give the operator better experience.



COMFORTABLE

The full hydraulic steering system allows for smooth steering in an ergonomic seating posture, hence improved operator's comfort.



HIGH EFFICIENCY

Newly optimized hydraulic system provides excellent lifting speed, assisting you to finish work efficiently and safely.

GOOD VIEW

The mast and overhead guard are designed for wider view, as well as operator's comfort and safety.



MAINTAINING

The engine hood and rear hood with big angle for easy to maintain.



PARTS

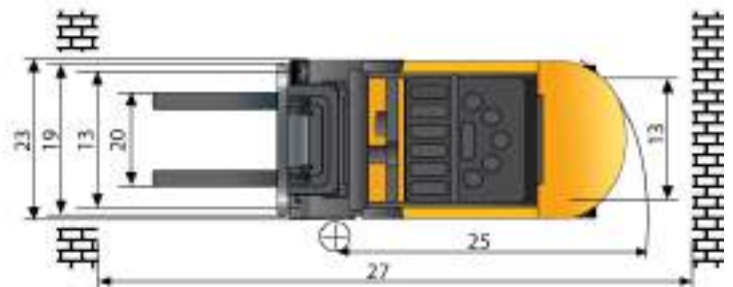
Using genuine LiuGong parts is key to keeping your costs low and your machine in top working order. Our extensive support network is always there when you need it, to maximize your business profitability.

AFTER SALES SERVICE

As a customer of LiuGong you can feel confident that our dealers and regional offices will be there to support you with training, service and maintenance needed throughout the life of your machine.

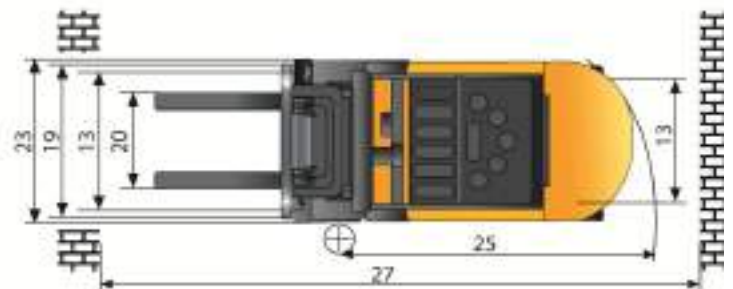
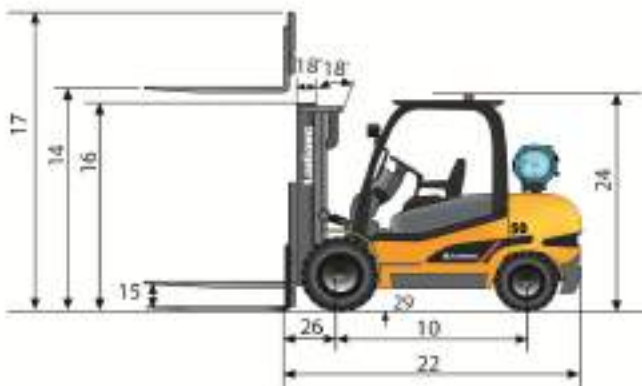
SPECIFICATION

General	Model	1				CLG2050H(LIGHT)	
	Power Type	2				Diesel	
	Base Capacity	3	@rated load center	kg		5,000	
	Load Center	4		mm		500	
Weights	Service Weight	5	unloaded	kg		6,850	
	Axle Load	6	loaded / unloaded, front	kg		10,665 / 3,083	
		7	loaded / unloaded, rear	kg		1,185 / 3,767	
Tires	Tire Type	8				Pneumatic	
	Wheels	9	front / rear			2 / 2	
	Wheelbase	10		mm		2,000	
	Tire Size	11	front				300-15-18PR
		12	rear				7.0-12-12PR
13	Tread Width	front / rear				1,180 / 1,190	
Mast	Max. Fork Height	14	with std 2-stage mast	mm		3,000	
	Free lift	15	with std 2-stage mast	mm		195	
	Height, Upright Lowered	16	with std 2-stage mast	mm		2,290	
	Height, Upright Extended	17	with std 2-stage mast	mm		4,350	
	Mast Tilt, Fwd/Back	18	with std 2-stage mast	deg		6° / 12°	
	Carriage	19	width	mm		1,450	
	Fork Spread	20	minimum / maximum	mm		348 / 1,238	
	Fork Dimensions	21	T x W x L	mm		50 x 150 x 1,070	
Chassis	Length to Fork Face	22	with std 2-stage mast	mm		3,150	
	Overall Width	23		mm		1,480	
	Overhead Guard Height	24		mm		2,310	
	Turning Radius	25	minimum outside	mm		2,800	
	Fork Overhang	26	with std 2-stage mast	mm		555	
	Right Angle Stack	27	add load length and clearance	mm		4,625	
	Ground Clearance	28	minimum loaded	mm		120	
		29	center of wheelbase	mm		135	
Performance	Travel Speed	30	loaded / unloaded	km/h	24 / 25	24 / 25	
	Lift Speed	31	loaded / unloaded	m/s	0.42 / 0.54	0.42 / 0.54	
	Lower Speed	32	loaded / unloaded	m/s	0.53 / 0.48	0.53 / 0.48	
	Max. Drawbar Pull	33	loaded	kg	3,300	3,300	
	Max. Gradeability	34	loaded / unloaded	%	20 / 20	20 / 20	
Systems	Brakes	35	service		Foot / Hyd	Foot / Hyd	
		36	parking		Hand / Mech	Hand / Mech	
		37	manufacturer		Xinchai	Cummins	
	Engine	38	model		4D35ZG31	B3.3	
		39	emission compliance		CHN Stage III	EU Stage IIIA	
		40	cylinders		4	4	
		41	displacement	liters	3.47	3.30	
		42	rated power	kW/rpm	60 / 2,200	60 / 2,200	
		43	Max. torque	N · m/rpm	300 / 1,800	304 / 1,600	



SPECIFICATION

General	Model	1			CLG2050H(LIGHT)	
	Power Type	2			Dual: Gas/LPG	
	Base Capacity	3	@rated load center	kg	5,000	
	Load Center	4		mm	500	
Weights	Service Weight	5	unloaded	kg	6,850	
	Axle Load	6	loaded / unloaded, front	kg	10,665 / 3,083	
		7	loaded / unloaded, rear	kg	1,185 / 3,767	
Tires	Tire Type	8			Pneumatic	
	Wheels	9	front / rear		2 / 2	
	Wheelbase	10		mm	2,000	
	Tire Size	11	front		300-15-18PR	
		12	rear		7.0-12-12PR	
13	front / rear		1,180 / 1,190			
Mast	Max. Fork Height	14	with std 2-stage mast	mm	3,000	
	Free lift	15	with std 2-stage mast	mm	195	
	Height, Upright Lowered	16	with std 2-stage mast	mm	2,290	
	Height, Upright Extended	17	with std 2-stage mast	mm	4,350	
	Mast Tilt, Fwd/Back	18	with std 2-stage mast	deg	6° / 12°	
	Carriage	19	width	mm	1,450	
	Fork Spread	20	minimum / maximum	mm	348 / 1,238	
	Fork Dimensions	21	T x W x L	mm	50 x 150 x 1,070	
Chassis	Length to Fork Face	22	with std 2-stage mast	mm	3,150	
	Overall Width	23		mm	1,480	
	Overhead Guard Height	24		mm	2,310	
	Turning Radius	25	minimum outside	mm	2,800	
	Fork Overhang	26	with std 2-stage mast	mm	555	
	Right Angle Stack	27	add load length and clearance	mm	4,625	
	Ground Clearance	28	minimum loaded	mm	120	
		29	center of wheelbase	mm	135	
Performance	Travel Speed	30	loaded / unloaded	km/h	24 / 25	24 / 25
	Lift Speed	31	loaded / unloaded	m/s	0.56 / 0.59	0.56 / 0.59
	Lower Speed	32	loaded / unloaded	m/s	0.53 / 0.48	0.53 / 0.48
	Max. Drawbar Pull	33	loaded	kg	3,300	3,300
	Max. Gradeability	34	loaded / unloaded	%	20 / 20	20 / 20
Systems	Brakes	35	service		Foot / Hyd	Foot / Hyd
		36	parking		Hand / Mech	Hand / Mech
	Engine	37	manufacturer		PSI	PSI
		38	model		GM4.3	GM4.3
		39	emission compliance		EPA Tier IV	Non-Certified
		40	cylinders		6	6
		41	displacement	liters	4.30	4.30
		42	rated power	kW/rpm	77.5 / 2,300	77.5 / 2,300
		43	Max. torque	N · m/rpm	323.6 / 1,700	323.6 / 1,700

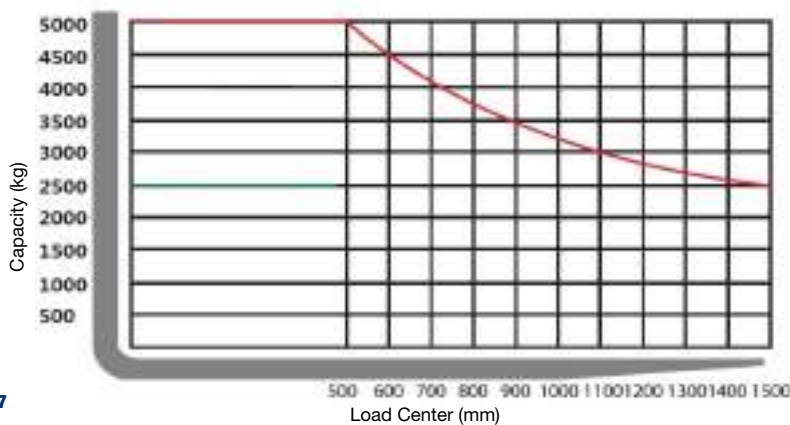


CAPACITY

Mast type	Maximum Fork Height (MFH)	Mast Overall Lowered Height (OAL)	Freee Lift with Load Backrest	Mast Tilt Angle (F/B)	Rated Load Capacity		Total Weight with Standard Forks
					With Standard Forks	With Sideshifter	
					2050H(LIGHT)	2050H(LIGHT)	
	mm	mm	mm	degree	kg @ (500mm LC)	kg @ (500mm LC)	Kg
Standard 2-Stage	2700	2132	180	6 / 12	5000	4700	6800
	3000	2282	180	6 / 12	5000	4700	6850
	3500	2532	180	6 / 12	5000	4700	6900
	4000	2832	180	6 / 6	5000	4700	7035
	4500	3082	180	6 / 6	4500	4200	7100
	5000	3382	180	3 / 6	4000	3700	7180

Mast type	Maximum Fork Height (MFH)	Mast Overall Lowered Height (OAL)	Freee Lift with Load Backrest*	Mast Tilt Angle (F/B)	Rated Load Capacity		Total Weight with Standard Forks
					With Standard Forks	With Sideshifter	
					2050H(LIGHT)	2050H(LIGHT)	
	mm	mm	mm	degree	kg @ (500mm LC)	kg @ (500mm LC)	Kg
Full Free 2-Stage	2700	2132	762	6 / 12	5000	4700	6900
	3000	2282	837	6 / 12	5000	4700	6950

Mast type	Maximum Fork Height (MFH)	Mast Overall Lowered Height (OAL)	Freee Lift with Load Backrest*	Mast Tilt Angle (F/B)	Rated Load Capacity		Total Weight with Standard Forks
					With Standard Forks	With Sideshifter	
					2050H(LIGHT)	2050H(LIGHT)	
	mm	mm	mm	degree	kg @ (500mm LC)	kg @ (500mm LC)	Kg
Full Free 3-Stage	4500	2272	962	6 / 6	4500	4200	7015
	4800	2432	1082	6 / 6	4300	4000	7135
	5000	2502	1132	3 / 6	4000	3700	7215



Note:
 Vertical axle stands for load capacity while horizontal axle stands for load center, Load center is the distance counted from the front of the fork. The base point of the standard load is the center point of the cubic with the same 1200mm dimension in length, width and height. The load capacity should be down if mast tilt forward or using non-standard forks of loading goods with extra width. Please realize the different load capacity between different load centers according to load chart.

STANDARD CONFIGURATION

POWER SYSTEM

- Xinchai 4D35ZG31 diesel engine
- Automatic transmission
- High strength drive axle
- Heavy duty steering axle
- Air filter with dual-elements
- Fuel system pre-filter
- Radiator
- Low exhaust

HYDRAULIC SYSTEM

- 2-function hydraulic valve
- Hydrostatic steering
- Oil filter for intake and return

ELECTRIC SYSTEM

- 2 batteries
- Front flood lights
- Front steering lights
- Rear combination lights
- Buzzer for back off

UNDERCARRIAGE

- High strength frame
- 1 piece counterweight
- Tow pin
- Air filled pneumatic drive tires
- Air filled pneumatic steer tires

MAST

- 3.0M Standard 2-stage mast
- 1400mm Wide Class III carriage
- Load backrest
- 1070mm long Class III pallet forks

OPERATOR STATION

- Overhead guard
- Locks for engine hood
- Vinyl cushion seat with seat belt
- Ignition lock
- Display with alarms, fuel rate, water temperature, working hour
- Tilt steering column
- Inching, brake and accelerator pedals
- Hand parking
- Floor mat

OPTIONAL CONFIGURATION

POWER SYSTEM

- Cummins B3.3 diesel engine
- PSI GM4.3 engine (Gas/LPG)
- Elevated air pre-cleaner
- 2nd refined air filter
- Vertical exhaust

HYDRAULIC SYSTEM

- 3-function hydraulic valve
- 4-function hydraulic valve
- Hydraulic oil radiator

ELECTRIC SYSTEM

- Rear working light
- Amber warning light
- License plate light

UNDERCARRIAGE

- Solid pneumatic drive tires
- Solid pneumatic steer tires

MAST

- Full free 2-stage mast
- Full free 3-stage mast
- Longer Class I pallet forks

OPERATION STATION

- Enclosed cabin
- Heater for cabin
- Operator fan
- Fire extinguisher
- Anti-corrosion lifting and tilting cylinder
- Protective cover for tilt cylinder
- Master key
- Hydraulic electronic shifting
- Half-suspension vinyl seat(tiancheng)
- Grammer full-suspension vinyl seat